

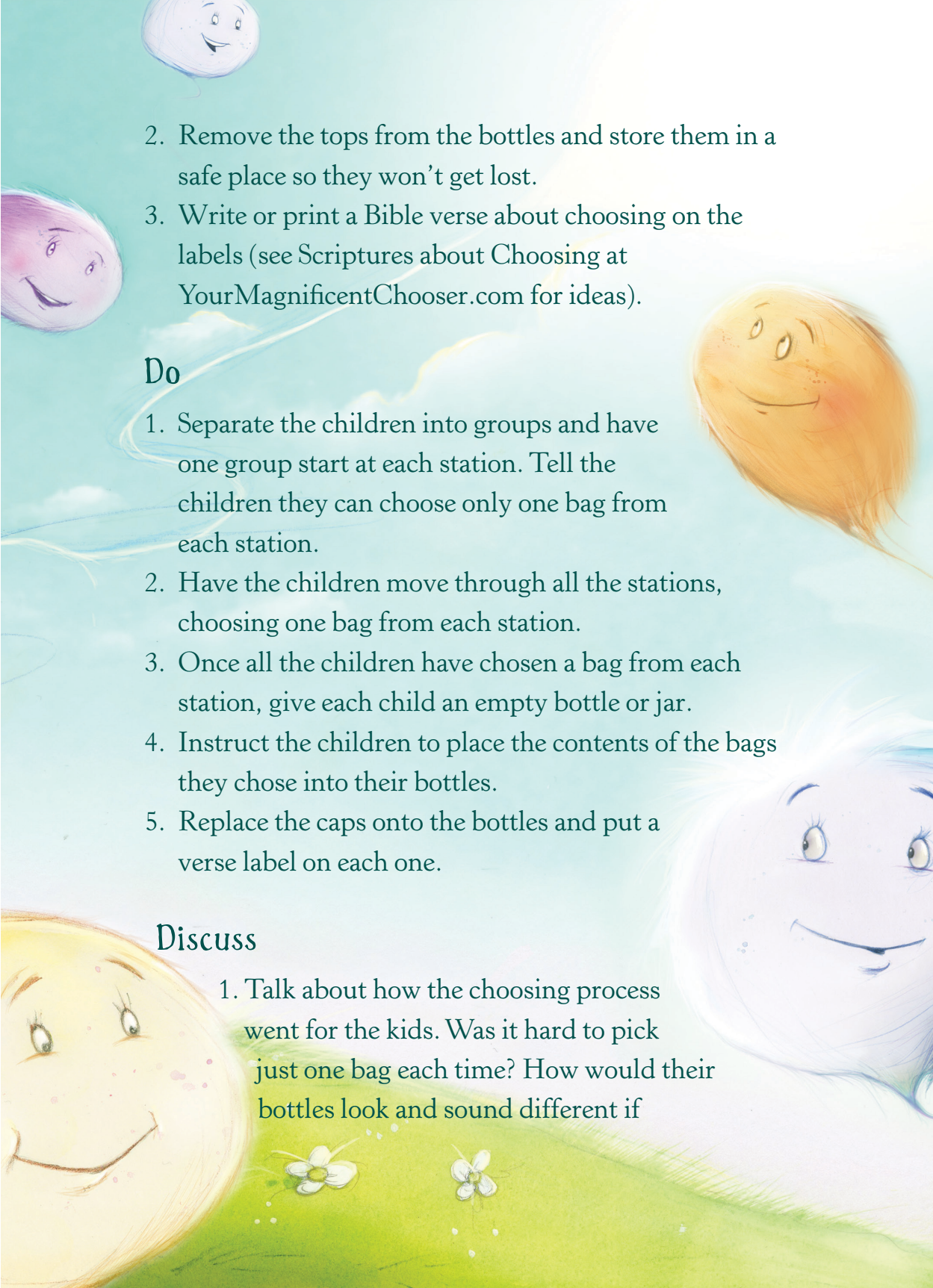
Decision Shakers

Supplies

- Several different kinds of small, colorful craft items, such as beads or pompoms
- Several different kinds of small, hard objects, such as rice, seeds, or beans (uncooked)
- Several different kinds of fillers, such as glitter, confetti, or short lengths of ribbon
- Empty plastic bottles with caps or jars with lids (one per child)
- Small zipper bags (snack or sandwich size)
- Funnels (optional)
- Self-adhesive labels
- Pen or marker

Prepare

1. Divide the ingredients into zipper bags by color, size, shape, or other category. Make several stations with two to four different options at each station (e.g., a color station with pompoms, a noise station with beads or seeds, and a filler station with glitter and confetti).


- 
2. Remove the tops from the bottles and store them in a safe place so they won't get lost.
 3. Write or print a Bible verse about choosing on the labels (see Scriptures about Choosing at YourMagnificentChooser.com for ideas).

Do





1. Separate the children into groups and have one group start at each station. Tell the children they can choose only one bag from each station.
2. Have the children move through all the stations, choosing one bag from each station.
3. Once all the children have chosen a bag from each station, give each child an empty bottle or jar.
4. Instruct the children to place the contents of the bags they chose into their bottles.
5. Replace the caps onto the bottles and put a verse label on each one.

Discuss

1. Talk about how the choosing process went for the kids. Was it hard to pick just one bag each time? How would their bottles look and sound different if



they had chosen something else? What would have happened if they had refused to choose and just stayed stuck at the first station? Did anyone help them make their choices?

- 
- 
2. Talk about how the choices that the kids made determined what their shakers would be like—how they would look and sound. In the same way, the choices that we make determine what we will be like. All the choices for filling the shakers were good ones, but what would have been some bad choices for filling them? (Ask the kids for ideas: mud, trash, food that might go bad, etc.) God wants us to make good choices that will make us more like him. He will help us make good choices if we ask him (see James 1:5).
 3. Pray, thanking God for giving us choosers and asking him to help us make good choices.
 4. Use the shakers as instruments to accompany a song of praise!
- 
- 
- 